

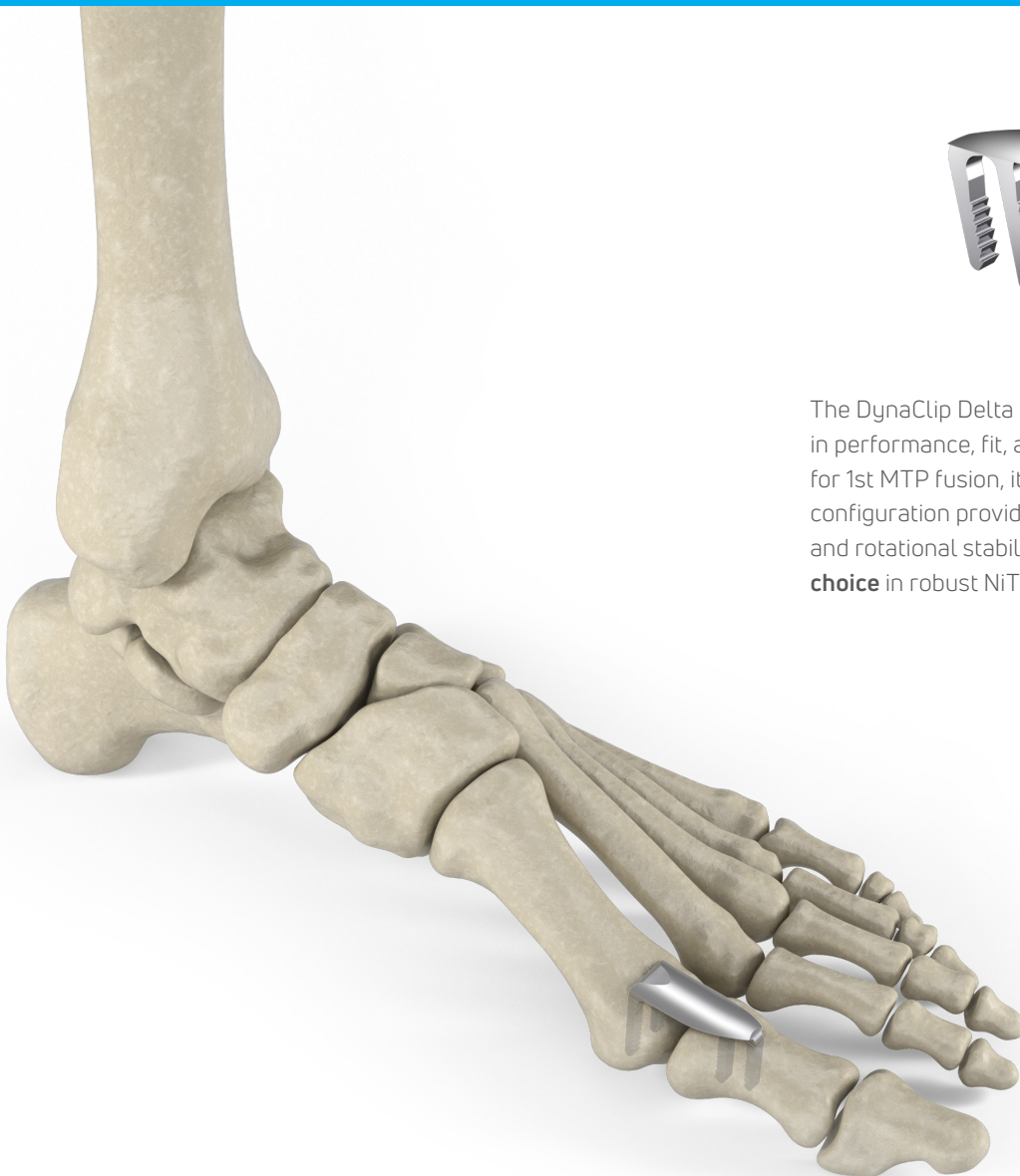
enovis™

DYNACLIP DELTA™

ACTIVE, ADAPTIVE HEALING FOR 1ST MTP FUSION

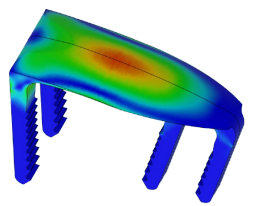
The staple of your OR, DynaClip Delta™ combines the strength of a plate with the active compression and ease of use of a staple.

STAPLE SYSTEM

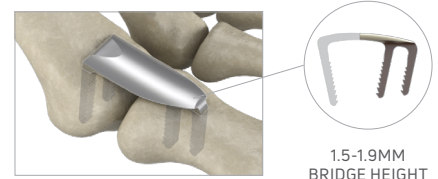
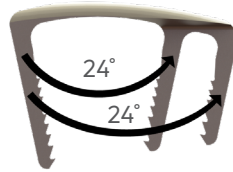


The DynaClip Delta Bone Fixation System excels in performance, fit, and reliability. Designed for 1st MTP fusion, its unique 4-leg, triangular configuration provides additional compression and rotational stability, representing the **ultimate choice** in robust NiTiNOL staples.

FEATURES & BENEFITS



Finite element analysis under bending



ENHANCED DURABILITY

DynaClip Delta's design places stresses across the bridge, away from the legs, improving resistance to failure post-surgery.¹

MAXIMIZED COMPRESSION

Increased bridge curvature allows for compression generation through bridge, not just legs.¹

LOW PROFILE

Low-profile, tapered bridge eliminates any prominence or patient irritation.

EFFICIENT, ERGONOMIC INSTRUMENTATION

LOW-PROFILE DISPOSABLE INSERTER

DynaClip Delta comes pre-loaded on a disposable Inserter that empowers:

- Simple, intuitive deployment.
- Accurate leg positioning every time.
- Fewer instruments. Just insert, deploy, and tamp using the disposable inserter.



A COMPREHENSIVE SYSTEM

The DynaClip family offers many options for a wide range of indications based on surgeon preference and patient anatomy.



DYNACLIP™



DYNACLIP FORTE™



DYNACLIP QUATTRO™

References:
1. Data on File, MedShape, Inc., 2022

enovis

T 800.495.2919 F 877.778.3864

Medshape, Inc.
1575 Northside Drive NW | Suite 440 | Atlanta, GA 30318 | U.S.A.
enovis.com/foot-and-ankle

Copyright © 2022 DJO Foot and Ankle
MK-10272 Rev 00

DYNACLIP DELTA IMPLANTS & SINGLE-USE INSTRUMENTS

PART #	DESCRIPTION
3000-10-24161412	DYNACLIP DELTA, 24 MM X 16 MM X 14 MM X 12MM
3000-10-28161412	DYNACLIP DELTA, 28 MM X 16 MM X 14 MM X 12MM

Individual results may vary. Neither Medshape, Inc. nor any of the Enovis companies dispense medical advice. The contents of this document do not constitute medical, legal, or any other type of professional advice. Rather, please consult your healthcare professional for information on the courses of treatment, if any, which may be appropriate for you.