

Surround™ Patella Strap

PATIENT APPLICATION



BEFORE USING THIS DEVICE, PLEASE READ THE FOLLOWING INSTRUCTIONS COMPLETELY AND CAREFULLY. CORRECT APPLICATION IS VITAL TO THE PROPER FUNCTIONING OF THE DEVICE.

INTENDED USE / INDICATIONS:

Patella Tendonitis, Chondromalacia, Osgood Schlatter Syndrome.

CONTRAINDICATIONS:

None

WARNINGS & PRECAUTIONS:

If you experience any pain, swelling, sensation changes, or any unusual reactions while using this product, consult your medical professional immediately.

APPLICATION INFORMATION :

Sit on edge of chair or stand with leg straight.

- 1) Position primary strap with the tubular buttress just below your knee cap in the natural indentation. (The binding on one side of strap should be facing down).
- 2) Fasten primary strap ends either behind knee or if additional leverage is needed to ensure a snug fit, secure strap ends at side of knee and then rotate strap, centering tubular buttress below kneecap.
- 3) Grasp the buttress strap ends and pull toward back of knee. This will cinch buttress for optimum comfort and fit. The longer of the two buttress straps should secure and “lock-down” the primary strap end.

CLEANING INSTRUCTIONS :

Hand wash in warm water using mild soap, rinse thoroughly. AIR DRY. Note: If not rinsed thoroughly, residual soap may cause irritation and deteriorate material.

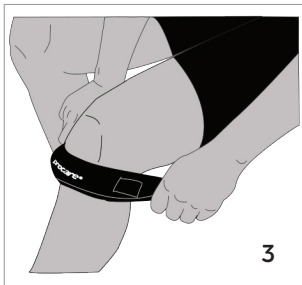
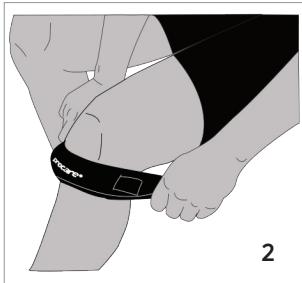
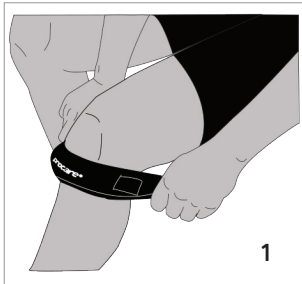
PATENT PENDING .

**NOT MADE WITH NATURAL RUBBER LATEX
FOR SINGLE PATIENT USE ONLY.**

WARRANTY:

DJO, LLC will repair or replace all or part of the unit and its accessories for material or workmanship defects for a period of six months from the date of sale.

NOTICE: WHILE EVERY EFFORT HAS BEEN MADE IN STATE-OF-THE-ART TECHNIQUES TO OBTAIN THE MAXIMUM COMPATIBILITY OF FUNCTION, STRENGTH, DURABILITY AND COMFORT, THERE IS NO GUARANTEE THAT INJURY WILL BE PREVENTED THROUGH THE USE OF THIS PRODUCT .



DJO, LLC
 T 800.336.6569 D 760.727.1280 F 800.936.6569
 1430 Decision Street | Vista, CA 92081 | U.S.A.
DJOglobal.com