



Formed for  
*Kids*  
upper extremity  
bracing



Exos® upper extremity braces help provide pediatric patients an **adjustable, reformable** and **lightweight** solution for injuries that require stabilization. Exos is molded directly to the anatomy for a **customizable fit** with the option to remold as healing progresses. There is **no cast saw** required to remove the brace while the water-resistant properties **help promote skin and brace hygiene**.

Comparative Study:

## EXOS vs. CASTING

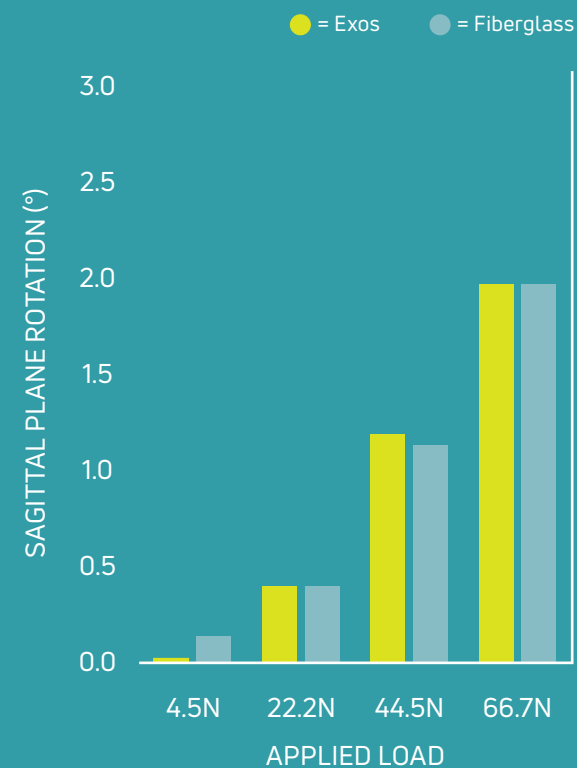
Stabilizing a severe-case, unstable and comminuted Distal Radius Fracture

### HIGHLIGHTS:

- 50,000 Distal Radius Fractures occur each year in the U.S.\*
- A worst-case distal radius fracture was simulated on adult cadaver forearms
- Movement of the fractures were analyzed at different loads using a radiolucent fixture
- There were no significant differences in sagittal plane fracture rotations or 3D fracture translations between the Exos brace and the cast

### INTERPRETATION OF FINDINGS:

- The Exos brace stabilized the fracture in a manner that was not radiographically or biomechanically different from traditional fiberglass casting
- Results provide verification that Exos braces are a potentially viable option for the treatment of these types of fractures



Sagittal plane rotations after stabilizing the forearm with the Exos brace or fiberglass cast. Results indicate an increase of measured rotation with each increased applied load; however, **NO SIGNIFICANT DIFFERENCES IN MOTION WERE IDENTIFIED BETWEEN THE TWO AT ANY LOAD STEP.**



Learn more by scanning the QR code.

Sources: The Foundation for Orthopaedic Research and Education in Tampa, FL, Peter Simon, PhD, Miguel Diaz, MS, Jazmine Aira, BS, Kyle Stoops, MD, Brandon Santoni, PhD. Published August 2017 in the Clinical Biomechanics Journal

\* Distal Radius Fractures, David L. Nelson, M.d., Aug 06, 2018/<https://emedicine.medscape.com/article/1245884-overview>



### REFORMABLE

- Comfortable, dry application
- Customizable fit
- One brace throughout treatment
- Minimal material waste



### WATER-RESISTANT

- Children can continue daily activities, such as showering
- Athletes can remain active

# It loves to

# Play.



### ADJUSTABLE & LIGHTWEIGHT

- Utilizes Boa® Fit System for ease of application and adjustability
- Helps accommodate initial swelling and atrophy



### LOCKABLE

- Utilizes Boa Locking Ring Kit
- Indicated for children and less compliant patients
- Easily snaps over Boa dial to securely lock in position



### EASY TO CLEAN

- Able to hand wash and dry as needed
- Treated with antimicrobial material to reduce odor
- Brace can be removed to clean skin or injury site



### RADIOLUCENT

- Allows for x-rays to be taken without brace removal
- Helps accommodate clinical assessment of fracture healing without re-casting

Exos® upper extremity braces help provide pediatric patients an **adjustable, reformable** and **lightweight** solution for injuries that require stabilization. Exos is molded directly to the anatomy for a **customizable fit** with the option to remold as healing progresses. There is **no cast saw** required to remove the brace while the water-resistant properties **help promote skin and brace hygiene**.

Comparative Study:

## EXOS vs. CASTING

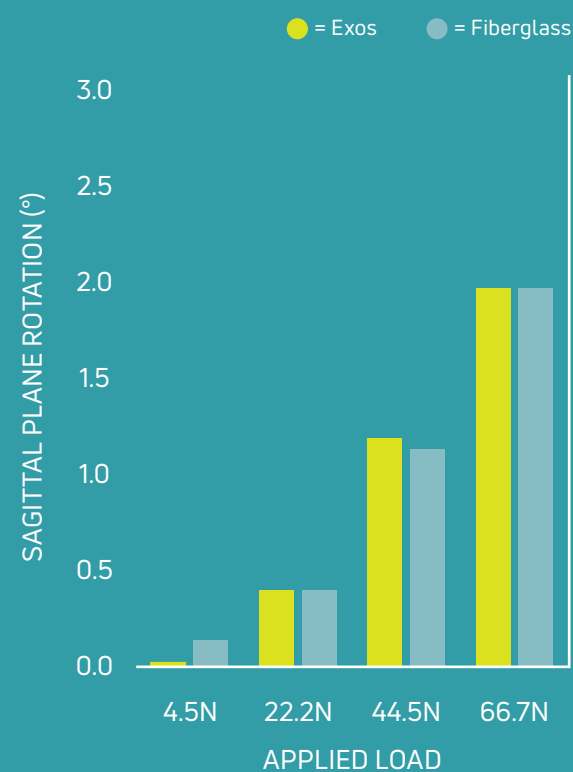
Stabilizing a severe-case, unstable and comminuted Distal Radius Fracture

### HIGHLIGHTS:

- 50,000 Distal Radius Fractures occur each year in the U.S.\*
- A worst-case distal radius fracture was simulated on adult cadaver forearms
- Movement of the fractures were analyzed at different loads using a radiolucent fixture
- There were no significant differences in sagittal plane fracture rotations or 3D fracture translations between the Exos brace and the cast

### INTERPRETATION OF FINDINGS:

- The Exos brace stabilized the fracture in a manner that was not radiographically or biomechanically different from traditional fiberglass casting
- Results provide verification that Exos braces are a potentially viable option for the treatment of these types of fractures



Sagittal plane rotations after stabilizing the forearm with the Exos brace or fiberglass cast. Results indicate an increase of measured rotation with each increased applied load; however, **NO SIGNIFICANT DIFFERENCES IN MOTION WERE IDENTIFIED BETWEEN THE TWO AT ANY LOAD STEP.**



Learn more by scanning the QR code.

Sources: The Foundation for Orthopaedic Research and Education in Tampa, FL, Peter Simon, PhD, Miguel Diaz, MS, Jazmine Aira, BS, Kyle Stoops, MD, Brandon Santoni, PhD. Published August 2017 in the Clinical Biomechanics Journal  
 \* Distal Radius Fractures, David L. Nelson, M.d., Aug 06, 2018/https://emedicine.medscape.com/article/1245884-overview)

## BRACING



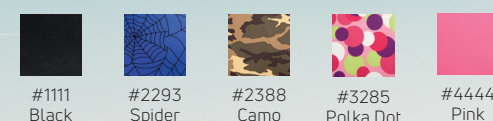
### SHORT ARM FRACTURE BRACE OPEN THUMB

Helps provide support and protection for major injuries to the wrist. Ideal for fractures to the distal radius or distal ulna, and can be employed for acute injuries as well as post-operatively. Not made with natural rubber latex.

#### PEDIATRIC

LEFT	RIGHT	CIRCUM.	LENGTH	SIZE
311-11-XXXX	311-12-XXXX	5.75" - < 6.5"	6"	3XSmall (PEDS)
311-21-XXXX	311-22-XXXX	6.5" - < 7.25"	7"	2XSmall (PEDS)
311-31-XXXX	311-32-XXXX	6.5" - < 7.25"	8"	1XSmall (PEDS)
312-31-XXXX	312-32-XXXX	7.25" - < 8"	8.5"	XS
312-41-XXXX	312-42-XXXX	8" - < 9"	9.5"	S

See color options below



### LONG THUMB SPICA II™

Helps provide primary stabilization for the first metacarpal-phalangeal (MCP) joint and first carpometacarpal (CMC) joints, as well as secondary support for the radiocarpal and radioulnar wrist joints. Also can be useful for confirmed or suspected navicular (scaphoid) fractures, and arthritis. Not made with natural rubber latex.

LEFT	RIGHT	CIRCUM.	LENGTH	SIZE
232-21-1111	232-22-1111	6.5" - < 7.25"	8"	XXS
232-31-1111	232-32-1111	7.25" - < 8"	8.5"	XS
232-41-1111	232-42-1111	8" - < 9"	9.5"	S

Available in black only




### WRIST BRACE W/BOA®

Provides stabilization for carpal bone injuries such as lunate, pisiform, or triquetral fractures, scapho-lunate dislocations, triangular fibro-cartilage complex (TFCC) tears, radio-carpal ligament injuries, or minimally displaced or stable distal radius or distal styloid fractures. Ideal for stable wrist fractures to control wrist motion for other injuries that require stabilization. Not made with natural rubber latex.

LEFT	RIGHT	CIRCUM.	LENGTH	SIZE
221-21-XXXX	221-22-XXXX	6.5" - < 7.25"	6"	XXS
221-31-XXXX	221-32-XXXX	7.25" - < 8"	6.5"	XS
221-41-XXXX	221-42-XXXX	8" - < 9"	7.25"	S

See color options below



### SHORT THUMB SPICA™ II

Provides stabilization to the first metacarpophalangeal (MCP) joint and may be used preoperative, postoperative, post-traumatic as well as for degenerative conditions. Not made with natural rubber latex.

LEFT	RIGHT	CIRCUM.	SIZE
212-21-1111	212-22-1111	6.5" - < 7.25"	XXS
212-31-1111	212-32-1111	7.25" - < 8"	XS
212-41-1111	212-42-1111	8" - < 9"	S

Available in black only



### EXOS® UNDERSLEEVE

The soft, microfiber material in the Exos® Undersleeve enhances patient comfort and helps provide protection to the skin. Designed with a slight compression and a flat seam to help minimize skin irritation, the undersleeve easily fits under the Exos® fracture braces.

### WRIST UNDERSLEEVE

Compatible with the Wrist Brace and Short Arm Fracture Braces

PART NUMBER	SIZE
896-30-1111	PEDS
896-40-1111	XS/S

For less compression, choose one size larger  
 For more compression, choose one size smaller

WRIST CIRCUMFERENCE	MIN	MAX
PEDS	3.5" (9 cm)	5" (13 cm)
XS/S	5" (13 cm)	6.5" (16 cm)



### WRIST AND FINGER UNDERSLEEVE

Compatible with the Boxer's Fracture, Radial Gutter Fracture and Long Thumb Spica™ Fracture Braces

PART NUMBER	SIZE
897-40-1111	XS/S

WRIST CIRCUMFERENCE	MIN	MAX
XS/S	5" (13 cm)	6.5" (16 cm)

For less compression, choose one size larger  
 For more compression, choose one size smaller



### BOA® LOCKING RING KITS

The Boa Lock Ring helps prevent unprescribed loosening or removal.

PART NUMBER	DESCRIPTION	QTY
800-LR	Boa® Locking Ring Kit	1
800-LR6	Boa® L6 Locking Ring Kit	1



### TOP LOADING OVEN

The Exos® oven is intended to be used to heat the Exos® upper and lower extremity products.

PART NUMBER	DESCRIPTION
800-OVEN-US	Exos® Oven
800-EHE-US	Oven Head Only
800-XR	Oven Extender Ring



### EXOS SIZING TAPE

Wrap tape around hand to measure size.

PART NUMBER	DESCRIPTION	QTY
00-9324	Exos Sizing Tape	1



# COMMON INDICATIONS

Ped Short Arm Fracture Brace - Open Thumb - SAFB-OT  
 Long Thumb Spica II w/Boa® - LTS II/Boa  
 Wrist Brace w/Boa® - WB/Boa  
 Short Thumb Spica II - STS II

Distal Radius (Non-Displaced, Plated or Stable)	●	●	●	
Colles' Fracture / Smith's Fracture	●	●		
Scapholunate Ligament Injury (SLL)	●	●		
Salter-Harris Fractures	●	●		
Hutchinson (Chauffeur)	●	●		
Bennett's Fracture / Rolando's Fractures		●		
Scaphoid Fractures		●		
Radial or Ulnar Wrist Sprains		●		
Arthritis (CMC) / Basilar Joint Arthritis /Reconstruction		●		
Carpal Bone Injuries	●	●	●	
Stable Wrist Fractures	●	●	●	
Stable Distal Radius / Distal Styloid Fractures	●	●	●	
Radial-Carpal Ligament Injuries	●	●	●	
Triangular Fibro-Cartilage Complex (TFCC) Tears	●	●	●	
Skier's / Gamekeeper's Thumb		●		●
Sprain or Dislocation of the Thumb		●		●
Web Spacer		●		●
Tenosynovitis / Arthritis MCP		●		●
Carpal Tunnel Syndrome			●	



T 800.336.6569 D 760.727.1280 F 800.936.6569  
 2900 Lake Vista Drive | Dallas, TX 75067 | U.S.A.  
[DJOGlobal.com](http://DJOGlobal.com)

Copyright © 2019 by DJO, LLC  
 MKT00-8009 Rev A

\*Boa® is a registered trademark of Boa Technology, Inc.

Individual results may vary. Neither DJO Global, Inc. nor any of its subsidiaries dispense medical advice. The contents of this sheet do not constitute medical, legal, or any other type of professional advice. Rather, please consult your healthcare professional for information on the courses of treatment, if any, which may be appropriate for you.